




Firearms Responsibility in the Home



The National Shooting Sports Foundation, Inc.

fact:

Accidents involving firearms in the home have decreased significantly over the last 20 years, according to the National Safety Council.

By strictly following the common-sense rules listed in this brochure, parents and children can prevent firearms accidents in the home and ensure that this downward trend continues. All you have to do is act responsibly and insist that other members of your family do the same.

Firearms Responsibility

As a firearms owner, you are responsible for knowing how to properly handle your firearm(s) and how to secure your firearm(s) in a safe manner in your home. This brochure underscores the responsibilities each and every one of us must accept when we bring firearms into our homes.

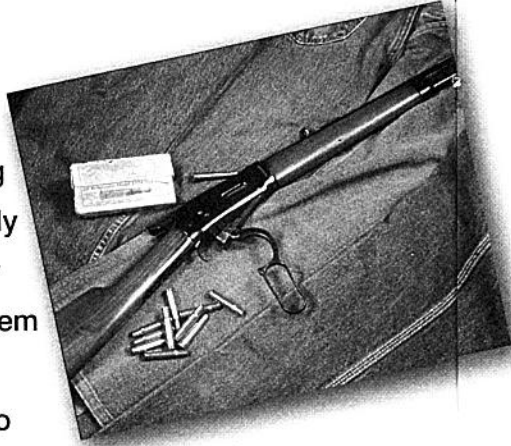
If for any reason you feel uncomfortable with or are unable to accept these responsibilities, we strongly urge you not to own a firearm.

in the Home

Rules for safe storage of sporting firearms

ALWAYS

unload sporting firearms carefully and completely before taking them into the home, remembering to keep the muzzle pointed in a safe direction. Never load a sporting firearm in the home.



ALWAYS make absolutely sure that firearms in your home are securely stored out of the reach of children.

Unloaded firearms can be secured with a firearm locking device to make them inoperable. Unloaded firearms also can be stored in a locked cabinet, safe, firearm vault or storage case.

ALWAYS store ammunition in a locked location separate from firearms and out of the reach of children.

ALWAYS clean and place firearms in their proper storage location immediately after returning from a hunting trip or a day at the range.

ALWAYS re-check firearms carefully and completely to be sure that they are still unloaded when you remove them from storage. Accidents have occurred when a family member has borrowed or loaned a firearm and returned it to storage while it was still loaded.

REMEMBER:

You are responsible for making certain the firearms in your home are not casually accessible to anyone — especially curious young people.

FIREARMS ACCIDENTS IN THE HOME can be prevented simply by making sure that firearms are kept unloaded and safely stored, with ammunition secured in a separate location.

safe & secure storage options


More than 40 million Americans enjoy using rifles, shotguns and handguns for hunting and target shooting. When these firearms are not being used, they must be safely and securely stored. This is where firearms responsibility in the home begins — and ends.

Options to help you safely store your firearm include using a:


FIREARM LOCK
(trigger or cable)



FIREARM CASE



FIREARM SAFE



IMPORTANT:

A firearm locking device is intended only to deter access to a firearm by unauthorized persons, particularly children. A firearm locking device is not intended to withstand forced entry by someone determined to defeat the lock by using tools or other aggressive means. A firearm locking device should be considered as only one element of a safe storage program for firearms.

Check municipal, county, state and federal law for any requirements about safe storage of firearms and ammunition, as well as requirements about having loaded firearms and the discharge of firearms in your community.

ALWAYS make absolutely sure that firearms in your home are securely stored and inaccessible to children.


firearms kept for home security

THE DECISION TO MAINTAIN A FIREARM IN THE HOME FOR SELF-PROTECTION IS A SERIOUS, PERSONAL MATTER.

The decision to maintain a firearm in the home for self-protection is a serious, personal matter. Any added safety benefit gained from owning a firearm depends in large measure on the owner's having appropriate training and clear understanding of safe handling and storage rules. Factors such as individual temperament, reaction to emergency situations, specific family circumstances and support for your having a firearm in the home from other adults in the household must be considered.

If you feel the need for quick access to a loaded firearm in your home, you must take special safety measures. Keeping a firearm to defend your family makes no sense if that same firearm puts family members or visitors to your home at risk.

In keeping a firearm for home security, your objective should be to have the firearm readily available to you, yet not accessible to others. Special lockable cases that can be quickly opened by authorized individuals are options to consider.



You must exercise full control and supervision over a loaded firearm at all times. This means the firearm must be unloaded and placed in secure storage whenever you leave your home. Secure ammunition separately.

Fatal home firearms accidents can occur when children discover firearms that adults thought were safely hidden or out of reach.

RESPONSIBLE:

Your most important responsibility is ensuring that children cannot encounter loaded firearms. The precautions you take must be effective. Anything less invites tragedy and is a serious violation of your responsibility as a firearm owner.

**YOUR HOME WILL BE
AS SAFE AS YOU
CHOOSE TO MAKE IT.**

safe home checklist

- ✓ Firearms kept for security reasons are fully controlled at all times.
- ✓ Firearms are securely stored in a location inaccessible to children and other unauthorized persons.
- ✓ Sporting firearms are unloaded before they are brought into the home and never loaded while in the home.
- ✓ Sporting firearms are immediately cleaned and placed in secure storage when they are returned from hunting or target shooting.
- ✓ When firearms are removed from storage, they are always carefully checked to confirm that they are unloaded.
- ✓ Ammunition is stored under lock and key, separately from firearms.
- ✓ The owner's manual that came with the firearm must be read and understood.

safety tips

General Firearm Handling

- ▶ **Treat every firearm as if it were loaded.**
- ▶ **Keep the muzzle pointed in a safe direction.**
- ▶ **Keep your fingers off the trigger. Don't rely on your firearm's "safety" device.**
- ▶ **Keep the firearm unloaded when not in use.**

All members of the household **must** understand and follow the requirements of ***Firearms Responsibility In The Home.***

NOTE TO PARENTS:

Read with your children and have them sign the attached special **Kids Message and Contract.**

For more information about firearms ownership and storage visit:
www.projectchildsafe.org

A message to kids about Firearms Responsibility

Not long ago, in another town, some kids found a firearm. Maybe they were looking for it because of something they saw on television. Maybe one of them dared the other to find it. Maybe they just found a firearm that was left out by mistake. It doesn't matter why they found it. What matters is the firearm was loaded, and they played with it. Now they are very sorry they did. Don't let this happen to you. Always follow these safety rules:

1. Don't go looking for firearms, in your house or a friend's house. Don't let other kids look for firearms in your house.
2. If you find a firearm in your house — or anywhere else — leave it alone. Don't touch it! Don't let anyone else touch it! Tell an adult.
3. Even if a firearm looks like a toy — don't touch it! Some real firearms look like toys. Don't take a chance. Tell an adult.

***Remember... if you find a firearm,
don't pick it up. Just leave it alone.
And tell an adult right away.***